

e f f e c t e s l a x
r o f c u r r e n t r
m r m d e n s i t y m
i c o a e l i n e s f
n e t a g r e p e l i
d s o l e n o i d l e
u s r m a t e r i a l
c o m m u t a t o r d
e o r f l u x r i i r
d e l e c t r i c c e
p a t t r a c t c r o

Draw the magnetic field lines round this magnet. Show the direction.



Magnetism & Electromagnetism

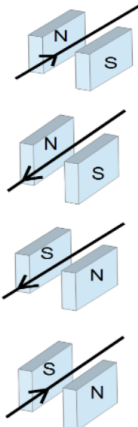
How does an electric motor work?

Key words:

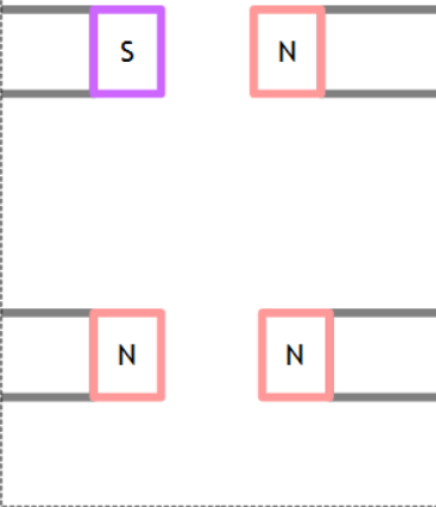
Magnetic Current Force
Spin Direction Coil
Opposite Half-Turn

First Finger : magnetic Field
seCond finger: Current
thuMb: Motion


Use Fleming's Left Hand Rule to show which way the wire will move:




Draw the magnetic field lines round these magnets. Show the direction.



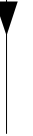
Draw the magnetic field lined for this solenoid



Turn this solenoid into an electromagnet. How does the magnetic field change?

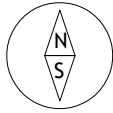


Use the 'Right Hand Grip' to help draw the magnetic field round this wire



How do you use a plotting compass to show the shape of a magnetic field?

How does a compass work?



What is the force acting on 2m of wire in a 3T field if 0.2A flows through it?

= _____ unit _____

What is the strength of the magnetic field if the 3m wire with 0.2A flowing feels a 40N force?

= _____ unit _____

This equation only shows you the force on a conductor if it is at right angles to the magnetic field.

$F = BIL$

_____ X _____ X _____

force = magnetic flux density × current × length

UNITS: Fill in the Gaps

F _____ (F): Newton, N

M _____ flux density (B): Tesla, T

C _____ (I) : Ampere, A

Length (L): m _____ , m

Name: _____

Class: _____

Find the 18 Key Terms and use them to fill in the blanks in the definitions below

_____ Magnet: type of magnet that produces its own magnetic field.

_____ Magnet: a material that becomes a magnet when it is placed in a magnetic field.

_____ : a substance that always feels a force of attraction from a magnet.

_____ : the area round a magnet where a magnetic material will feel a force.

_____ : two opposite poles will do this.

_____ : two like poles will do this.

_____ : a magnet exerts this on a magnetic material.

_____ : a coil of wire with a current running through it.

_____ : how we draw the area round a magnet to show the strength and direction of the magnetic field.

_____ : the name for the strength of the magnetic field

_____ : The process of a conductor moving in a magnetic field because it feels a force.

_____ : the unit for Magnetic Flux Density.

_____ : when this flows through a conductor, a magnetic field is induced round the conductor.

_____ : a useful machine that uses the motor effect to make it work.

_____ : the connection on the end of the coil of an electric motor that stops the wired getting tangled.

- Across
- Like poles do this.
 - Something which electricity can flow through.
 - The unit for magnetic flux density.
 - The name given to the effect that a magnetic field has on a current carrying conductor.
 - The strongest part of a magnet.
 - These magnets produce their own magnetic field.
 - The type of field that forms round a magnet.
 - When this flows in a wire, a magnetic field forms round the wire.
 - The magnetic _____ is the area round a magnet where magnetic materials feel a force.

What does the Earth's magnetic field look like?

What would you need to add to this coil of wire to turn it into an electric motor: Draw the missing bits on and label them.

- Show the direction of the magnetic field
- Show the direction of the force on each side of the coil



Magnet

Commutator

What is the current if a 20m wire feels a force of 60N in a 2T field?

= _____ unit _____